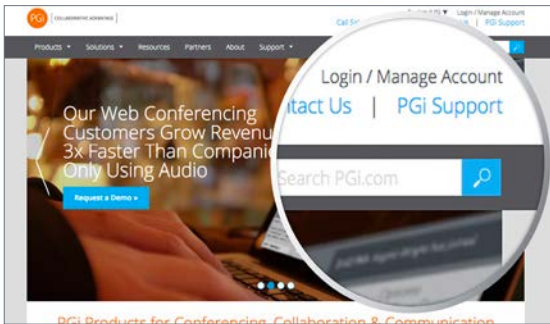



Welcome to PGi!

Now that Budget Conferencing is part of the PGi suite of collaboration solutions, we want to help you through every step of the transition. The PGi customer portal is intuitive and user-friendly, making it easy to manage accounts or pay bills online. Learn how to access your account online using our step-by-step instructions below.



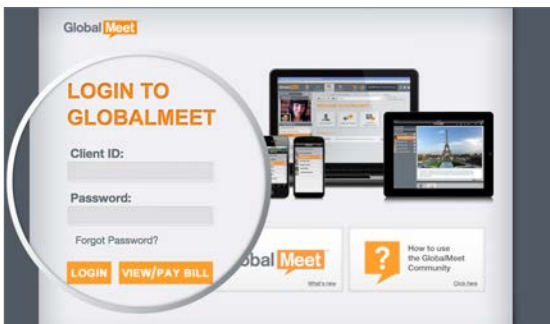
Step 1

On PGi.com, click “Login / Manage Account” in the top right-hand corner of the screen.



Step 2

Click the “Manage your GlobalMeet account” link below the GlobalMeet logo.



Step 3

Enter the same Client ID and Password used to manage your account on BudgetConferencing.com. Select from the buttons below to login to your account or view/pay your bill online.

NOTE: If you are trying to pay your bill, then click the view/pay bill button. Or, if you are trying to access your other services, click login.